

TRACTOR GRAPPLE

The Blue Diamond® Tractor grapple was designed to fill a gap in the market where a quality grapple was needed at an economical price. With dual independent cylinders and constructed on 1/2" steel, this grapple is sure to meet all your needs for general purpose tasks and light land clearing.



FEATURES INCLUDE


- 1" thick steel end tines
- 8" spacing between tines
- Opens to 42"
- Available with universal skid steer, Euro-Ag/Global, or JD 400/500 mounts
- Hoses included with 1/2" flat face couplers
- OEM colors available

GRAPPLES



LIGHT DUTY ROOT GRAPPLE

- Dual independent clamps
- 3/8" steel
- Greasable 1" pivot pins
- 1-piece tines
- Flat-face couplers included
- Opens to 30"



LIGHT DUTY GRAPPLE BUCKET

- 3/8" steel
- Dual independent clamps
- Greasable 1" pivot pins
- Flat-face couplers included
- Opens to 30"



HEAVY DUTY GRAPPLE RAKE

- 3/8" steel
- Dual cylinders
- Greasable 1" pivot pins
- Flat-face couplers included
- Opens to 30"




HEAVY DUTY ROOT GRAPPLE

- 1/2" thick top clamps
- Cylinder protection covers
- Opens to 32"
- Best for machines up to 50HP or 1800 lb lift capacity



HEAVY DUTY GRAPPLE BUCKET

- Laser-cut cutting edge gussets on tips of tines with 3" spacing
- Works great as a land plane and for light clearing



HEAVY DUTY ROCK BUCKET GRAPPLE

- 1/2" top tines
- Centered, protected cylinders
- No-pinch hose routing
- Protected hydraulic lines



ABOUT BLUE DIAMOND® ATTACHMENTS

Blue Diamond® Attachments is a trusted and reliable company. Established in 1995, Blue Diamond® is a widely recognized name in the global attachments industry. We are committed to unparalleled customer service from the very first call to the after-sale follow-up and service.

In today's fast-paced environment, delivering quickly and on time are key to success. Blue Diamond® Attachments is very different in the fact that we stock thousands of finished products in our warehouses every day ready to ship. This results in a big advantage for our customers with many shipments leaving in 2–3 days. Our Tennessee facilities alone are now over 250,000-square-feet situated on 32 acres. These facilities, along with streamlined processes, allow most of our orders to leave our facility within 10 days.



4512 Anderson Road | Knoxville, TN 37918
ph 888-376-7027 | fax 865-246-2007



©2023 Blue Diamond® Attachments.
All Rights Reserved.

YOUR AUTHORIZED BLUE DIAMOND DEALER IS:

Our parts department keeps thousands of replacement parts at the ready and strives to ship all parts orders received before noon the same day the order is placed! Tracking numbers are sent to our customer the day after the shipment leaves our dock.

We are located in Knoxville, Tennessee. This central location allows our products to reach more than half of the United States population within 2–3 days' shipping time. We have many loading docks, which allow us to keep trailers from several freight companies, making use of the best freight lines available. In addition, we are the only 1-day point of export to multiple foreign ports.



TRACTOR ATTACHMENT GUIDE



BlueDiamondAttachments.com




COMPLETE ATTACHMENT SOLUTIONS

CUTTERS



4' STANDARD DUTY CUTTER

- Fully welded gearbox channel and deck
- Replaceable wear skids
- 1.5" diameter cutting capacity
- 5-year limited gearbox warranty
- Front/rear chain discharge shield
- 2-year warranty



LIFT TYPE HEAVY DUTY DUAL SPINDLE CUTTER

- Fully welded cutter deck and gearbox channel
- 3" diameter cutting capacity
- Available in 8' and 10' widths
- 5-year limited gearbox warranty
- Replaceable wear skids
- Compact dual spindle design
- Slip clutch protection/dual couplers and front/rear chain discharge shields are standard
- 2-year warranty

Pull type model also available!

MOWERS



FLAIL MOWER

- Multi-purpose for grass and brush
- Dual tapered bearing design for easy adjustment
- Minimum tractor weight of 2,000 lbs
- Counterweight recommended
- 1.5" diameter brush capacity
- Hydraulic side shift
- Rear anti-scalp roller
- 2-year warranty



HEAVY DUTY ROUND BACK CUTTER

- Fully welded cutter deck
- Heavy duty round back design
- 2.5"–3" cutting capacities
- Available in 5', 6' and 7' widths
- 5-year limited gearbox warranty
- Fully welded cutter gears .5" thick
- Slip clutch protection and safety chains are standard equipment
- Replaceable wear skids
- Front chain discharge shield
- 2-year warranty



12' FLEX-WING ROTARY CUTTER

- Smooth top deck design
- Protected gearboxes and drivelines
- Debris discharge safety chains
- 6 free-swinging blades
- Single-circuit hydraulics; only 1 hose connection required
- Single-spring suspension
- 144" cutting width
- 2-year warranty

15' model also available!



FINISHING MOWER

- Useable on front or rear of tractor
- Quickly converts tractor to turf maintenance
- 2-year warranty



AUGER



EXTREME DUTY SERIES 2 AUGER DRIVE

- Compact high torque manufactured gearbox
 - 2-piece shaft design ensures maximum side load ratings
 - 2" hex shaft comes standard but also available with 2 9/16" round
 - 5-year gear box warranty, 3-year motor warranty and lifetime shaft pull-out warranty
- Offset mount recommended for maximum visibility.*


TREE PULLER



TREE PULLER

- HD version has protected cylinder
 - Heavily gusseted quick attach
 - Heavy pins and bushings on all pivot points
 - Opens to 11"
 - 1-year warranty
 - Hoses and couplers included
- Heavy Duty model also available!*
Visibility may be difficult on some tractors. Requires larger machines for harder ground conditions.

POST DRIVER



VIBRATORY POST DRIVER

- Minimum 7.4 gpm, maximum 26 gpm
 - 4", 6", 9", and 12" adapters
 - Optional tilt function
 - Interchangeable mount plate
- Standard model also available!*

BOOM



TREE BOOM

- 3,500 lbs Capacity
- Made From Heavy Structural Round Tube
- Total Attachment Height, 72"
- Extends Reach 51" (Beyond the Top of Quick Attach)
- Hole for chain or strap to mount
- 4.5" Thick Main Tube

BROOM



BROOM

- Heavy duty series 2 and severe duty models available in several sizes

SPREADER



STANDARD DUTY MATERIAL SPREADER

- Spreads up to 40"
- Optional vibrator kit
- Top screen included
- 3" vertical high-flow auger
- 10" spinner


Heavy Duty model also available!

BUCKETS



TRACTOR BUCKET

- Heavy duty construction
- 3/4" x 6" cutting edge
- Rolled back for easy clean out
- Bolt-on edge or toothbar available



SNOW AND MULCH BUCKET

- 26" high-back bucket, 38" bottom
- Available in 3/16" or 1/4"
- High-capacity sides
- Predrilled for bolt-on edge

High-back model also available!



SNOW PUSHER

- Standard or HD versions
- Euro Ag/Global mount available
- Rubber cutting edge


Standard and Heavy Duty models available!

MOUNTS



MOUNT PLATE

- Enable old attachments fit new skid steers
- Attaches to all universal hitch machines
- Made from 1/4" solid plate



3-POINT CONVERSION

- Enables you to use rear 3-point farm tractor attachments on the front of a tractor
- Great for moving or using farm implements that do not require PTO



TRAILER SPOTTER

- 3,500 lbs capacity "full size version"
- Many mounts available
- Also able to accept salt/seed spreader
- Accepts 2" trailer hitch


SOD ROLLER



SOD ROLLER

- 36", 42", and 50" models
- New adjustable model
- Mounts available to fit most machines

BALE SQUEEZE



BALE SQUEEZE

- Strong tubular design
- Flat-face couplers
- Use on skid steers or tractors with universal mount
- Opens to 72" for handling up to 60" bales
- Optional bolt-on grippers

FORKS



SEVERE DUTY HYDRAULIC PALLET FORK



HEAVY DUTY WITH D-RING PALLET FORK



HEAVY DUTY HYDRAULIC PALLET FORK



STANDARD DUTY PALLET FORK



WIDE-FRAME HEAVY DUTY PALLET FORK



GRAPPLE PALLET FORK

PALLET FORKS - Standard models are 2,000-6,000 lbs capacity and hydraulic models are 4,000-6,000 lbs capacity

HAY SPEARS

The Blue Diamond® Hay Spear is high quality yet compact. It is available in 3 styles: a single spear with standard or heavy duty stabilizers for round bales, a double bottom and a quad bottom style for large square bales, which can also be used as a pallet fork. The high-quality German-made spear tines are rated for 3,500 lbs each, and the lower stabilizers are replaceable. These strong frames are powder coated, and a bolt-on back rack is available.

All of our hay spears carry a 1-year warranty, with a 2-year warranty on tines.



DOUBLE BOTTOM



QUAD BOTTOM



OPTIONAL BOLT-ON RACK SHOWN ON DOUBLE BOTTOM



3 PT. SPEAR

ROTOTILLER & BLADE



HEAVY DUTY ROTOTILLER

- Available in 4', 5', 6', or 7'
- 8" cutting depth
- Heavy duty gear-drive system
- 2-year warranty



GRADER BLADE


- Ratchet jack offset adjustment
- Fits Category 1 and Category 2 hitches
- Used for grading, leveling, and backfilling needs
- 5-position angle moving forward and in reverse, 3-position tilt adjustment
- 2-year warranty

RAKE & SCRAPER



STANDARD DUTY LANDSCAPE RAKE

- Great for all types of landscape and cleanup work
- 5-position angle adjustment
- Category 1 hitch
- 2-year warranty



BOX BLADE SCRAPER


- Adjustable ripper shanks
- Heavy duty construction
- 2-year warranty

HARROW & PLOW



DISC HARROW

- Sealed bearings for long life
- Heavy duty tube frame construction
- 2-year warranty



MOLDBOARD PLOW

- 16" plowshare length
 - Replaceable share and moldboard
 - 2-year warranty
- Available in single and double bottom models!*



888-376-7027

BlueDiamondAttachments.com



888-376-7027

BlueDiamondAttachments.com

888-376-7027

BlueDiamondAttachments.com



888-376-7027

BlueDiamondAttachments.com

