


POWER RAKES

HEAVY DUTY SERIES 2

- Flip up wheels, No-flat airless wheels
- Drum width 48", 60" and 72"
- 7/8" greaseable axles on wheels
- 7" diameter drum with 1.5" teeth
- Overall width 9" more than drum width
- 1.25" spindles with adjustable height
- Bolt-on mount (can be switched for a different mini or full size skid steer mount)
- Spindles on drum are 1 3/8" diameter greaseable bearings
- Fixed carbide teeth

EXTREME DUTY



- 1/4" thick wall tube frame
- 6000 Series motor weighs twice what competitive models do and has about 40% more torque
- Airless tires minimize downtime
- 1" front wheel axles versus industry standard 3/4"
- 1.5" motor shaft and high-pressure seals
- 5-position, 20° angle, manual or hydraulic
- Optional bolt-on skid shoes add 30% load capacity over side plates alone
- 6 3/4" drum diameter, 10 3/4" including teeth
- Double struts on the castors




SEVERE DUTY SERIES 3



3/8" THICK WALL TUBE FRAME

AIRLESS TIRES



3 TEETH OPTIONS

- Predrilled for optional pressurized water system
- Mounts for gutter brush included
- Bolt-on rubber skirting to contain debris
- Motor and shaft guards
- 1 1/2" x 7" Zinc height-adjustment pins with 4 positions
- Heavy duty dump stops

- Grease fittings on all pivot points and bearings
- Steps mounted on back of bucket for entering and exiting the host machine

888-376-7027

BlueDiamondAttachments.com



ABOUT BLUE DIAMOND® ATTACHMENTS

Blue Diamond® Attachments is a trusted and reliable company. Established in 1995, Blue Diamond® is a widely recognized name in the global attachments industry. We are committed to unparalleled customer service from the very first call to the after-sale follow-up and service.

In today's fast-paced environment, delivering quickly and on time are key to success. Blue Diamond® Attachments is very different in the fact that we stock thousands of finished products in our warehouses every day ready to ship. This results in a big advantage for our customers with many shipments leaving in 2-3 days. Our Tennessee facilities alone are now over 300,000-square-feet situated on 43 acres. These facilities, along with streamlined processes, allow most of our orders to leave our facility within 10 days.

Our parts department keeps thousands of replacement parts at the ready and strives to ship all parts orders received before noon the same day the order is placed! Tracking numbers are sent to our customer the day after the shipment leaves our dock.

We are located in Knoxville, Tennessee. This central location allows our products to reach more than half of the United States population within 2-3 days' shipping time. We have many loading docks, which allow us to keep trailers from several freight companies, making use of the best freight lines available. In addition, we are the only 1-day point of export to multiple foreign ports.



4512 Anderson Road | Knoxville, TN 37918
ph 888-376-7027 | fax 865-246-2007



©2023 Blue Diamond® Attachments.
All Rights Reserved.

YOUR AUTHORIZED BLUE DIAMOND DEALER IS:

888-376-7027

info@bluediamondattachments.com

BlueDiamondAttachments.com

865-246-2007

4512 Anderson Rd., Knoxville, TN 37918

Monday - Friday, 7am - 6pm EST



PRODUCT OVERVIEW



SKID STEER



MINI SKID STEER



EXCAVATOR



TRACTOR



FORKLIFT

QUALITY | DEPENDABILITY | INTEGRITY

BlueDiamondAttachments.com



BROOMS

HEAVY DUTY - SERIES 2 ANGLE BROOM

- 60", 72", 84", and 96" widths
- 26" bristles, poly, steel, or poly/steel mix
- Manual or hydraulic options
- Stand protects bristles when not in use
- 14-pin OEM connector available
- Optional water kit
- Mini model available
- 30° pivot angle

PICK-UP BROOM SERIES 2



- Predrilled for optional pressurized water system
- Mounts for gutter brush included
- Bolt-on rubber skirting to contain debris
- Motor and shaft guards
- 1 1/2" x 7" Zinc height-adjustment pins with 4 positions
- Heavy duty dump stops
- Grease fittings on all pivot points and bearings
- Steps mounted on back of bucket for entering and exiting the host machine



SEVERE DUTY ANGLE BROOM SERIES 2



- Hydraulic angle and bristle operate simultaneously
- Oversized main shaft spindles
- Massive bearings
- Floating head design with spring tensioner
- Welded heavy duty cylinder
- Grease fittings on pivot points
- 32" bristles with poly or poly/steel available
- 14-pin OEM connector available
- Optional water kit

888-376-7027

BlueDiamondAttachments.com

FORKS



Blue Diamond® Pallet Forks are some of the most used attachments, next to a bucket, and must be built well. Being able to see your tines is an important consideration, and all Blue Diamond® frames have excellent visibility. We offer pallet forks from 2,000 lbs to 6,000 lbs capacity with a variety of tine lengths.

Also available are Mini Pallet Forks, Hydraulic Pallet Forks, Nursery Forks, Hay Spears, Specialty Forks, and Block and Brick Fork Tines.



LIGHT DUTY
2,000 LBS



STANDARD DUTY
4,000 LBS



HEAVY DUTY
4,000 LBS



HEAVY DUTY D-RING
4,000 LBS



WIDE LOW PROFILE
6,000 LBS



WALK-THROUGH
4,200 LBS



CLASS 3
10,000 LBS



GRAPPLE FORK
4,000 LBS

STUMP GRINDER & ROTOTILLER

STUMP GRINDER

- High-torque radial piston motor
- Cuts when moving forward and reverse
- Excellent visibility and compact
- No electrical power needed
- Requires case drain line
- 3 standard-flow models and 3 high-flow models



ROTOTILLER


- Universal mount
- Tilling widths of 68" and 76"
- Works moving forward and in reverse
- 6" or 8" tilling depths
- 1/2" skid plates



COLD PLANER & HYDRAULIC BREAKER

COLD PLANER

- 12" to 48" grinding widths
- 6" and 8" cutting depth
- High-torque, planetary drive
- High drum weight equals less vibration
- Largest drum access in the industry
- Water kit available
- Fine-cut drum available
- 1-year warranty
- Made in the USA



HYDRAULIC BREAKER

- 3 year warranty
- Mono-block design / no tie rods
- Anti-blank firing system hydraulic brake
- No re-gassing needed
- Only 2 internal moving parts
- 2 speed control / variable stroke
- Quiet Operation
- Self-regulating
- Body bushings around piston



BRUSH CUTTERS



SEVERE DUTY SERIES 2



- 72" Cutting width
- 4 double-sided blades
- Piston motor
- 1" thick blade carrier with serrated edge
- Visible pressure gauge to monitor workload
- Bolt-on wear shoes to adjust height
- Easy machine entry
- Dual redundant hydraulic protection for the motor

HEAVY DUTY



- Available in 60" and 72" cutting widths
- Chain curtain minimizes discharge
- Perimeter wire/vine guard on blade carrier
- 3" diameter cutting capacity
- Dual external crossover relief valves
- 4000 Series geroler motor
- Dual-direction cutting
- 1 year warranty



EXTREME DUTY



CLOSED-FRONT

OPEN FRONT

- 4 double-edged blades
- Bearing seal protection kit under deck
- Cuts up to 6" material easily
- Rear chain curtain controls debris discharge
- External crossover relief valves to protect motor

CLOSED FRONT

- 72" model has 4 double-edged blades
- 60" model has 3 double-edged blades
- Requires only 16 GPM
- Cuts up to 5" trees
- Bearing seal protection kit under deck
- Rugged deck with heavy reinforcements



TRACTOR ATTACHMENTS

- Box Blades
- Disc harrows
- Finishing mowers
- Flail mowers
- Hay spears
- Power rakes
- Rotary cutters
- Rototillers



TREE GRUBBER

- Designed for permanent taproot removal
- Heavy Duty 3/4" steel construction
- Weighs 285 lbs
- Great visibility

AUGER & TREE PULLER

EXTREME DUTY SERIES 2 AUGER DRIVE

- Compact high torque manufactured gearbox
- 2-piece shaft design ensures maximum side load ratings
- 2" hex shaft comes standard but also available with 2 9/16" round
- 5-year gear box warranty, 3-year motor warranty and lifetime shaft pull-out warranty, 4-year planetary drive warranty



TREE PULLER


- Enclosed cylinder
- Heavily gusseted quick attach
- 2 or 4 rows of teeth
- Heavy pins and bushings on all pivot points
- Opens to 11"
- 1-year warranty
- Hoses and couplers included



TRENCHER & SOD ROLLER

TRENCHER

- Extended auger
- Self-adjusting crumber
- Adjustable foot to keep the trench depth consistent
- Eaton drive motor



SOD ROLLER

- Available for 36", 42", and 50" rolls
- Works moving forward or in reverse
- Variety of mounts available
- New adjustable model available



EXCAVATOR ATTACHMENTS

- Augers
- Breakers
- Brush cutters
- Compactors
- Post drivers
- Rakes
- Rock grinders
- Tree grubbers



GRAPPLE RAKE

- 3/4" thick tines
- Dual top clamps
- Pin-on teeth
- Protected cylinders
- Greaseable pivot pins

GRAPPLES & STUMP BUCKETS

ROCK BUCKET GRAPPLE

- 3/8" top tines
- Great visibility
- Lightweight for small machines
- Dual cylinders
- Includes couplers



SEVERE DUTY GRAPPLE BUCKET

- 3/4" top tines
- Bolt-on sides
- Reinforced top clamps
- No pinch hose routing



SEVERE DUTY ROOT GRAPPLE

- 1-piece tines with 1/2" thick tines
- Closed-in quick attach
- Reinforced top clamps
- Hoses exit left cylinder tower to prevent pinching



STUMP BUCKET

- Measures 56" long
- 3 replaceable teeth
- 1" x 8" cutting edge
- Heavily gusseted quick attach
- Reverse curled teeth on both sides



DISPENSING BUCKET AND POST DRIVER

DISPENSING BUCKET

- Available with 1/2 yard or 3/4 yard hopper with tapered front
- Removable chute for cleaning and storage
- Splash guard around top lip
- 1-year warranty
- Available with or without hydraulic door



VIBRATING POST DRIVER

- Adjustable ripper shanks
- Heavy duty construction
- 2-year warranty



MINI SKID STEER ATTACHMENTS

- Augers
- Breakers
- Brooms
- Brush cutters
- Buckets
- Grapples
- Pallet forks
- Land planes
- Power rakes
- Sod rollers
- Trenchers